















# Nihon Kohden Ordering Guide Reference Chart

Device	Mounting Kit	Mounting Platform	Restrictions	Add-Ons
 <p data-bbox="142 979 625 1057">Nihon Kohden BSM-6301/BSM-6501/ BSM-6701</p> <p data-bbox="142 1073 625 1101">13.9 lbs (6.3 kg) / 17.6 lbs (8 kg) / 22 lbs (10 kg)*</p>		 <p data-bbox="1100 488 1203 513">AHM-050</p>	N/A	 <p data-bbox="1776 521 1860 545">Module</p>
	 <p data-bbox="737 915 905 940">NK-6501-PLT-00</p>	 <p data-bbox="1104 834 1199 859">SSM-050</p>	N/A	 <p data-bbox="1766 818 1871 842">AG-920RA</p>
		 <p data-bbox="1010 1289 1293 1313">RS6-420-PKG/RS7-420-PKG</p>	N/A	 <p data-bbox="1776 1078 1860 1102">GF-210R</p>  <p data-bbox="1692 1338 1944 1362">Cable and Patient Leads</p>

\*Weight provided to help approximate mounting capacity. For reference only.











# Nihon Kohden

## Ordering Guide Reference Chart

Device	Mounting Kit	Mounting Platform	Restrictions	Add-Ons
 <p><b>Module</b> 2.86 lbs (1.3 kg)</p>	N/A	Mounts to the back of the BSM-6301/6501/6701	N/A	N/A
 <p><b>AG-920RA</b> 7.49 lbs (3.04 kg)</p>	 <p>NK-920PA-PLT-00</p>	 <p>SSM-045</p>	Mounts on MRS Rail	
		 <p>SSM-045-R125</p>	Mounts on roll stand post with primary device	

\*Weight provided to help approximate mounting capacity. For reference only.

# Nihon Kohden Ordering Guide Reference Chart

Device	Mounting Kit	Mounting Platform	Restrictions	Add-Ons
 <p><b>GF-210R</b> 9.25 lbs (4.2 kg)</p>	 <p>NK-6501-PLT-00</p>	 <p>AHM-050</p>	Mounts on roll stand post with primary device	N/A
		 <p>SSM-045</p>	Mounts under BSM-6301/6501/6701	
		 <p>SSM-045-R125</p>	Mounts on MRS rail with primary device on AHM/SSM	
 <p><b>Cable and Patient Leads</b></p>	 <p>CRDHDR2</p>	 <p>AHM-050</p>	Mounts below with primary device on AHM/SSM	
		 <p>SSM-050</p>		
	 <p>101004-MON-BB</p>	N/A	Mounts on MRS rail with AHM/SSM	

\*Weight provided to help approximate mounting capacity. For reference only.