






# Advantech Ordering Guide Reference Chart

Device	Mounting Kit	Mounting Platform	Restrictions	Add-Ons
 <p data-bbox="239 976 527 1049">Advantech POC-W212 15.21 lbs (6.9 kg)*</p>	<p data-bbox="800 764 842 789">N/A</p>	 <p data-bbox="1037 557 1272 581">AHM-FITW-D05-60-M</p>	<p data-bbox="1465 423 1507 448">N/A</p>	 <p data-bbox="1745 878 1892 902">Power Supply</p>
		 <p data-bbox="1068 935 1241 959">AHC-1-L4-D4-C0</p>	<p data-bbox="1465 789 1507 813">N/A</p>	
		 <p data-bbox="1083 1227 1220 1252">AHM-LCD-05</p>	<p data-bbox="1465 1130 1507 1154">N/A</p>	

\*Weight provided to help approximate mounting capacity. For reference only.

# Advantech

## Ordering Guide Reference Chart

Device	Mounting Kit	Mounting Platform	Restrictions	Add-Ons
 <p><b>Power Supply</b> 1.5 lbs (0.90 kg)*</p>	<p>N/A</p>	 <p>PWRHLD-MON</p>	<p>Mounts on MRS rail with AHM/AHC</p>	<p>N/A</p>

\*Weight provided to help approximate mounting capacity. For reference only.