








Criticare

Ordering Guide Reference Chart








Device	Mounting Kit	Mounting Platform	Restrictions	Add-Ons
 <p data-bbox="273 820 493 893">Criticare 506DN3 6.95 lbs (3.1 kg)*</p>	 <p data-bbox="724 738 924 771">CR-506DN-PLT-00</p>	 <p data-bbox="1102 381 1207 414">AHM-053</p>	N/A	 <p data-bbox="1690 738 1942 771">Cable and Patient Leads</p>
		 <p data-bbox="1102 552 1207 584">SSM-053</p>	N/A	
		 <p data-bbox="1060 787 1249 820">TTM-05-453-A00</p>	N/A	
		 <p data-bbox="1081 1088 1228 1120">RS6-423-PKG</p>	N/A	

*Weight provided to help approximate mounting capacity. For reference only.

Criticare Ordering Guide Reference Chart



Device	Mounting Kit	Mounting Platform	Restrictions	Add-Ons
 <p>Cable and Patient Leads</p>	 <p>CRDHLDR</p>	 <p>AHM-053</p>	Mounts below with primary device on AHM/SSM	N/A
		 <p>SSM-053</p>		
	 <p>101004-MON-BB</p>	N/A	Mounts on MRS rail with AHM/SSM	N/A

*Weight provided to help approximate mounting capacity. For reference only.