








Criticare Ordering Guide Reference Chart








Device	Mounting Kit	Mounting Platform	Restrictions	Add-Ons
 <p>Criticare 8100E/8100H Model 8100E - 14 lbs (6.4 kg)* Model 8100H - 12 lbs (5.4 kg)*</p>	 <p>CR-8100-PLT-00</p>	 <p>AHM-050</p>	N/A	 <p>Cable and Patient Leads</p>
		 <p>SSM-050</p>	N/A	
		 <p>TTM-05-450-A00</p>	N/A	
		 <p>RS6-420-PKG</p>	N/A	

*Weight provided to help approximate mounting capacity. For reference only.

Criticare Ordering Guide Reference Chart



Device	Mounting Kit	Mounting Platform	Restrictions	Add-Ons
 <p>Cable and Patient Leads</p>	 <p>CRDHLDR</p>	 <p>AHM-050</p>	Mounts below with primary device on AHM/SSM	N/A
		 <p>SSM-050</p>		
	 <p>101004-MON-BB</p>	N/A	Mounts on MRS rail with AHM/SSM	N/A

*Weight provided to help approximate mounting capacity. For reference only.