








# GE Healthcare

## Ordering Guide Reference Chart









Device	Mounting Kit	Mounting Platform	Restrictions	Add-Ons
 <p data-bbox="279 902 489 971">Carescape B450 11 lbs (5.0 kg)*</p>	<p data-bbox="674 703 972 824">N/A (The Carescape B450 has a 0 head compatible plate built into the bottom)</p>	 <p data-bbox="1100 451 1207 477">AHM-050</p>	<p data-bbox="1461 399 1507 425">N/A</p>	 <p data-bbox="1692 654 1944 680">Cuffs and Patient Leads</p>  <p data-bbox="1766 846 1864 872">GE Unity</p>  <p data-bbox="1776 1008 1864 1034">GE PDM</p>
		 <p data-bbox="1104 784 1194 810">SSM-050</p>	<p data-bbox="1461 748 1507 774">N/A</p>	
		 <p data-bbox="1062 1179 1241 1205">TTM-05-450-A00</p>	<p data-bbox="1461 1097 1507 1123">N/A</p>	

\*Weight provided to help approximate mounting capacity. For reference only.

# GE Healthcare Ordering Guide Reference Chart



Device	Mounting Kit	Mounting Platform	Restrictions	Add-Ons
 <p><b>Cuffs and Patient Leads</b></p>	N/A	 <p>100609-MON-BB</p>	Mounts on MRS rail with AHM/SSM	N/A
 <p><b>GE Unity</b> 2.4 lbs (1.1 kg)*</p>	 <p>GE-UNITY-PLT-00 0.28 lbs (0.12 kg)*</p>	 <p>GE-8000-MON-00</p>	Mounts on MRS rail with AHM/SSM	N/A
 <p><b>GE PDM</b> 2.8 lbs (1.3 kg)*</p>	N/A (The GE PDM mounts to the back of the Carescape B450)	N/A	N/A	N/A

\*Weight provided to help approximate mounting capacity. For reference only.