













GE Healthcare Ordering Guide Reference Chart








Device	Mounting Kit	Mounting Platform	Restrictions	Add-Ons
 <p>Carescape V100 5.4 lbs (2.4 kg)*</p>	 <p>DOWNPOST-12 (The V100 has an optional post mount. Buy this if you have purchased the post mount and do not want additional adjustability) 0.5 lbs (0.22 kg)*</p>	 AHM-054	N/A	 <p>Power Supply</p>  <p>Cuffs and Patient Leads</p>
		 SSM-054	N/A	
		 RS6-424-PKG	N/A	
	 <p>GE-PV100-PLT-00 (Buy this if you have not purchased the post mount or would like additional adjustability) 0.4 lbs (0.18 kg)*</p>	 AHM-050	N/A	
		 SSM-050	N/A	
		 RS6-420-PKG	N/A	
		 TTM-05-450-A00	N/A	

*Weight provided to help approximate mounting capacity. For reference only.

GE Healthcare Ordering Guide Reference Chart



Device	Mounting Kit	Mounting Platform	Restrictions	Add-Ons
 Power Supply 1.5 lbs (0.90 kg)*	N/A	 PWRHLD-Mon	Mounts on MRS rail with AHM/SSM	N/A
	N/A	 PWRHLD-R125	Use R125 adapter when mounting on rollstand	N/A
 Cuffs and Patient Leads	N/A	 100609-DISK	Mounts below with primary device on AHM/SSM	N/A

*Weight provided to help approximate mounting capacity. For reference only.