









Philips Ordering Guide Reference Chart



| Device | Mounting Kit | Mounting Platform | Restrictions | Add-Ons |
|--|---|---|--------------|--|
|  <p data-bbox="212 846 554 919">Philips IntelliVue MP40/50 19 lbs (8.6 kg)*</p> |  <p data-bbox="684 708 957 797">N/A (Philips supplied Tabletop Mounts)</p> |  <p data-bbox="1100 386 1203 410">AHM-053</p> | N/A |  <p data-bbox="1667 597 1965 659">Multi-Measurement Module (MMS)</p>  <p data-bbox="1688 854 1944 878">Cable and Patient Leads</p> |
| | |  <p data-bbox="1100 548 1203 573">SSM-053</p> | N/A | |
| | |  <p data-bbox="1062 776 1245 800">TTM-05-453-A00</p> | N/A | |
| | |  <p data-bbox="1083 1076 1224 1101">RS6-423-PKG</p> | N/A | |

*Weight provided to help approximate mounting capacity. For reference only.

Philips Ordering Guide Reference Chart









| Device | Mounting Kit | Mounting Platform | Restrictions | Add-Ons |
|---|---|--|--------------|--|
|  <p>Philips IntelliVue MP40/50 19 lbs (8.6 kg)*</p> |  <p>N/A (Philips supplied M8045A Docking Station with Tabletop Mount has VESA 100x100) 5.95 lbs (2.7 kg)*</p> |  <p>AHM-050</p> | N/A |  <p>Multi-Measurement Module (MMS)</p>  <p>Cable and Patient Leads</p> |
| |  <p>MON-VESA-ADA</p> |  <p>SSM-050</p> | N/A | |
| | |  <p>TTM-05-050</p> | N/A | |
| | |  <p>RS6-420-PKG</p> | N/A | |
| |  <p>N/A (Philips supplied M1026A/B, M1013A or M1019A Anesthetic Gas Module) M1026A/B: 18 lbs (8.2 kg)* M1013A: 12 lbs (5.45 kg)* M1019A: 12 lbs (5.45 kg)*</p> |  <p>AHM-053 (with Philips supplied Tabletop Mounts)</p> | N/A | |

*Weight provided to help approximate mounting capacity. For reference only.

Philips Ordering Guide Reference Chart



| Device | Mounting Kit | Mounting Platform | Restrictions | Add-Ons |
|---|--|--|---|---------|
|  <p>Multi-Measurement Module (MMS) 1.4 lbs (0.65 kg)*</p> | N/A (Mounts to the back of the MP40/50) | N/A | N/A | N/A |
|  <p>Cable and Patient Leads</p> |  <p>CRDHLDR</p> |  <p>AHM-053</p> | Mounts below with primary device on AHM/SSM | N/A |
| | |  <p>SSM-053</p> | | |
| |  <p>101004-MON-BB</p> | N/A | Mounts on MRS rail with AHM/SSM | N/A |

*Weight provided to help approximate mounting capacity. For reference only.