
















# Philips Ordering Guide Reference Chart

Device	Mounting Kit	Mounting Platform	Restrictions	Add-Ons
 <p data-bbox="222 971 537 1040">Philips IntelliVue MX400 11 lbs (5 kg)*</p>	 <p data-bbox="684 873 957 964">N/A (Philips supplied Tabletop Mounts)</p>	 <p data-bbox="1100 456 1199 480">AHM-053</p>	N/A	 <p data-bbox="1713 594 1923 618">Philips IntelliVue X2</p>
		 <p data-bbox="1104 662 1199 686">SSM-053</p>	N/A	
		 <p data-bbox="1062 943 1241 967">TTM-05-453-A00</p>	N/A	 <p data-bbox="1671 883 1965 943">M3001 Multi-Measurement Module (MMS)</p>
		 <p data-bbox="1083 1344 1220 1369">RS6-423-PKG</p>	N/A	 <p data-bbox="1692 1203 1944 1227">Cable and Patient Leads</p>

\*Weight provided to help approximate mounting capacity. For reference only.

# Philips Ordering Guide Reference Chart

Device	Mounting Kit	Mounting Platform	Restrictions	Add-Ons
 <p><b>Philips IntelliVue X2</b> 2 lbs (0.45 kg)*</p>	N/A (Mounts to the back of the MX400)	N/A	N/A	N/A
 <p><b>M3001 Multi-Measurement Module (MMS)</b> 1.4 lbs (0.65 kg)*</p>	N/A (Mounts to the back of the MX400)	N/A	N/A	N/A
 <p><b>Cable and Patient Leads</b></p>	 <p>CRDHLDR</p>	 <p>AHM-053</p>	Mounts below with primary device on AHM	N/A
	 <p>101004-MON-BB</p>	N/A	Mounts on MRS rail with AHM	

\*Weight provided to help approximate mounting capacity. For reference only.