









# Philips Ordering Guide Reference Chart



Device	Mounting Kit	Mounting Platform	Restrictions	Add-Ons
 <p data-bbox="226 992 537 1062">Philips IntelliVue MX600 20.9 lbs (9.5 kg)*</p>	 <p data-bbox="684 841 957 927">N/A (Philips supplied Tabletop Mounts)</p>	 <p data-bbox="1100 878 1205 902">AHM-053</p>	<p data-bbox="1461 805 1507 829">N/A</p>	 <p data-bbox="1717 428 1927 453">Philips IntelliVue X2</p>  <p data-bbox="1675 618 1969 675">Multi-Measurement Module (MMS)</p>  <p data-bbox="1738 873 1892 898">FMS-4 Module</p>  <p data-bbox="1759 1097 1885 1122">FMS Module</p>  <p data-bbox="1692 1320 1944 1344">Cable and Patient Leads</p>

\*Weight provided to help approximate mounting capacity. For reference only.

# Philips Ordering Guide Reference Chart




Device	Mounting Kit	Mounting Platform	Restrictions	Add-Ons
 <p><b>Philips IntelliVue X2</b> 2 lbs (0.45 kg)*</p>	N/A (Mounts to the back of the MX600)	N/A	N/A	N/A
 <p><b>Multi-Measurement Module (MMS)</b> 1.4 lbs (0.65 kg)*</p>	N/A (Mounts to the back of the MX600)	N/A	N/A	N/A
 <p><b>FMS-4 Module</b> 2.4 lbs (1.1 kg)*</p> <p><b>FMS Module</b> 7.7 lbs (3.5 kg)*</p>	 <p>N/A (Clamp from Philips)</p>	 <p>AHM-053</p>	Clamps below with primary device on AHM	N/A

\*Weight provided to help approximate mounting capacity. For reference only.

# Philips Ordering Guide Reference Chart



Device	Mounting Kit	Mounting Platform	Restrictions	Add-Ons
 <p>Cable and Patient Leads</p>	 <p>CRDHLDR2</p>	 <p>AHM-053</p>	<p>Mounts below with primary device on AHM</p>	<p>N/A</p>
	 <p>101004-MON-BB</p>	<p>N/A</p>	<p>Mounts on MRS rail with AHM</p>	<p>N/A</p>

\*Weight provided to help approximate mounting capacity. For reference only.